



ATLANTA  
BOTANICAL  
GARDEN

*Gainesville*

# sensational SENSES



This packet contains **sensational** activities and **brain-boggling** questions to challenge your group in the Garden.

# garden adventure pack

## INSTRUCTIONS

What sounds do you hear in the forest? Which flowers have an appealing smell? Can you find a fuzzy leaf? Open up your senses to the joys of nature and come ready to explore! Available all year.

### GEORGIA PERFORMANCE STANDARDS

SKCS1.a, SKCS3.a, SKCS6.b, SKCS6.c, SKL2.b, SKP1.b  
S1CS1.a, S1CS3.a, S1CS4.c, S1CS4.b, S1CS5.b, S1L1.c  
S2CS1.a, S2CS3.a, S2CS4.d, S2CS5.a, S2CS5.b  
S3CS1, S3E1.b, S3E1.c, S4CS1, S5CS1

After completing the sensory activities, each student can begin the **Sensational Senses Scavenger Hunt**, then create a **drawing** of the Garden. When you return to your school or home, their notes and drawings can be compiled into a field trip journal.

### Materials needed (these will not be provided)

- Magnifying Lenses
- Bag of crayons
- Laminated color wheels
- Sensational Senses Scavenger Hunt worksheets
- Drawing pages and instructions

### GARDEN ETIQUETTE

1. Do not pick any leaves or flowers from a living plant. It is ok to pick up items and leaves from the ground, but please return them before exiting the Garden.
2. Please stay on the paths or on lawns. Walking off trail may harm growing plants.
3. Children must always be supervised by chaperones.
4. Have fun!

Learning in  
the Garden  
Grades K - 5

# sight

## SUGGESTED LOCATION

Woodland Promenade

## MATERIALS

Color wheel

Magnifying lenses



## ACTIVITY

Show the students the color wheel and go through the different colors. Notice how there are many shades of each color.

While walking along the **Woodland Promenade**, how many **different colors** can you find in the Garden? Can you find examples of the **different shades**? For example, you may see a lot of green, but can you see all the different **shades of green**? When you find a color, you can gently make a notation on the color wheel with a crayon.

Keep an eye out for interesting flowers, stems, leaves, rocks or bugs. If you see something interesting, take time to look at it more closely with the magnifying lenses. Does looking at something under a magnifying lens change how you see it?

# hearing

SUGGESTED LOCATION

Stream Garden

## ACTIVITY

Sit on one of the benches and have the children sit on the ground around you.

Have all of the children close their eyes and sit quietly for 30 seconds. Afterwards discuss what they heard.

Now go on a listening walk.

Ask the students to walk quietly through the **Stream Garden**.

After a few moments stop and reflect on what they heard. Can they hear the sound of their feet **crunching**? Can they hear their jacket **swishing**? Can they hear the leaves **rustling**?



# touch

## SUGGESTED LOCATION

Overlook Garden

## MATERIALS

Your hands!

## ACTIVITY

Warm up hands by rubbing them together for a few moments. Have everyone close their eyes and feel the world around them. Can they feel the air on their skin? What about their shirt? Can they feel the ground underfoot?

As you walk through the **Overlook Garden**, touch as many different objects as possible (soil, rocks, mulch, leaves, stems, flowers). Remember, be gentle!

Afterwards talk about what you felt. Did students feel anything **smooth**, **rough**, **damp** or **fuzzy**? Did they feel anything surprising? Does one plant ever have more than one texture (like a tree's bark and leaves)?

Ask the students to pair off. Have one student cover or close his or her eyes and have the other student gently lead the "blindfolded" student to an object to touch (they can also bring an object to the student – for example a fallen leaf or acorn). With their eyes covered/closed, have the student feel the object and try to guess what it is. Have the students switch roles. Which objects were the most difficult to guess?



# smell

## SUGGESTED LOCATION

Event Lawn (potted herbs)

## MATERIALS

Your nose!

## ACTIVITY

Warm up your noses by taking deep breaths through your nose. Can we smell anything in the air?

Demonstrate how to smell leaves by gently rubbing the leaves between your fingers and then smelling your fingers. (Please do not pick leaves to smell them)

Give the students 30 seconds – 1 minute to run around the lawn and smell as many leaves and flowers as they can.

***Please stay on the grass and out of the flower beds.***

When time is up, have the students stand by their favorite-smelling plant. If time permits, visit everyone's favorite plant and smell as a group.



# color wheel



# sensational senses




## SCAVENGER HUNT



Fill out the Sensational Senses Scavenger Hunt worksheet while walking along the **Sourwood Trail**. If your students are not reading-ready, read through the hunt before walking along the trail and then check-off the items together as a group.

Then, find a peaceful spot to **draw** a picture of your favorite part of the **Gainesville Garden**. When you return to the classroom, you can compile those drawings for a field trip journal.

**Look** for wildlife in the Forest Pond! The pond outside the **Kay & Douglas Ivester Visitor Center** is full of native wildlife. Can you see a **turtle, frog, tadpole** or a **dragonfly**?





# sensational senses

## SCAVENGER HUNT

While walking through the Garden can you find a plant or an object that is:

Fuzzy \_\_\_\_\_

Smooth \_\_\_\_\_

Rough \_\_\_\_\_

Purple \_\_\_\_\_

Pink \_\_\_\_\_

Yellow \_\_\_\_\_

Orange \_\_\_\_\_

Red \_\_\_\_\_

White \_\_\_\_\_

Has more than one color \_\_\_\_\_

Bigger than your hand \_\_\_\_\_

Smaller than your pinky fingernail \_\_\_\_\_

Plant that smells good \_\_\_\_\_


Makes noise \_\_\_\_\_

Beautiful \_\_\_\_\_

\_\_\_\_\_

# my favorite place

Draw a picture below of your favorite place at  
the Atlanta Botanical Garden, Gainesville:



by:

